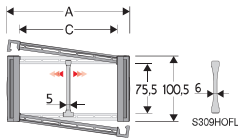


Serie Medium

475MU

Nylon Cable Chain with opening frames

Inner height (D) 75,5 mm
Chain with side-bands and holding pin.
Openable outside / inside radius
mounted on all the links.
Internal separation available
and customizable.



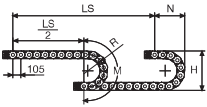
| Separator | |
|-----------------------|------------------------|
| - Stitico | Part.no S309S/3178 |
| - Montato* | Part.no S309S/3178MCF |
| - Montato** | Part.no S309S/3178 MCF |
| Strong-hold separator | |
| Part. C > 250 mm | Part.no S309HOF |
| - Stitico | Part.no S309HOF |
| - Montato | Part.no S309HOFLMC |
| - Pin | Part.no PG475 |

* for chain opening outer radius
** for chain opening inner radius

Technical characteristics when self-supported

| | |
|--------------|---------------------|
| Speed | 8 m/s |
| Acceleration | 40 m/s ² |

For higher requirements please consult our technical dept.



Length of chain (L)
Half travel distance ($\frac{LS}{2}$)
plus length of curve (M)

$$L = \frac{LS}{2} + M$$

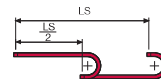
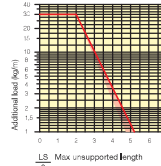
| R | H | N | M |
|-----|-------|-----|------|
| mm | mm | mm | mm |
| 150 | 400,5 | 310 | 690 |
| 180 | 460,5 | 335 | 775 |
| 200 | 500,5 | 355 | 840 |
| 250 | 600,5 | 405 | 995 |
| 300 | 700,5 | 480 | 1155 |
| 350 | 800,5 | 505 | 1310 |
| 400 | 900,5 | 560 | 1470 |

| A | B | C | D | R | Weight/m | Chain |
|-----|-------|-----|------|-----------------------------|----------|----------------|
| mm | mm | mm | mm | mm | kg | Part Number |
| 112 | 100,5 | 74 | 75,5 | 150-180-200-250-300-350-400 | 3,70 | 475MU074 □□□ * |
| 132 | 100,5 | 94 | 75,5 | 150-180-200-250-300-350-400 | 3,80 | 475MU094 □□□ * |
| 157 | 100,5 | 119 | 75,5 | 150-180-200-250-300-350-400 | 3,85 | 475MU119 □□□ * |
| 164 | 100,5 | 126 | 75,5 | 150-180-200-250-300-350-400 | 3,90 | 475MU126 □□□ * |
| 187 | 100,5 | 149 | 75,5 | 150-180-200-250-300-350-400 | 3,95 | 475MU149 □□□ * |
| 227 | 100,5 | 189 | 75,5 | 150-180-200-250-300-350-400 | 4,05 | 475MU189 □□□ * |
| 262 | 100,5 | 224 | 75,5 | 150-180-200-250-300-350-400 | 4,15 | 475MU224 □□□ * |
| 288 | 100,5 | 250 | 75,5 | 150-180-200-250-300-350-400 | 4,25 | 475MU250 □□□ * |
| 312 | 100,5 | 274 | 75,5 | 150-180-200-250-300-350-400 | 4,30 | 475MU274 □□□ * |
| 338 | 100,5 | 300 | 75,5 | 150-180-200-250-300-350-400 | 4,37 | 475MU300 □□□ * |
| 362 | 100,5 | 324 | 75,5 | 150-180-200-250-300-350-400 | 4,45 | 475MU324 □□□ * |
| 388 | 100,5 | 350 | 75,5 | 150-180-200-250-300-350-400 | 4,55 | 475MU350 □□□ * |
| 412 | 100,5 | 374 | 75,5 | 150-180-200-250-300-350-400 | 4,60 | 475MU374 □□□ * |
| 467 | 100,5 | 429 | 75,5 | 150-180-200-250-300-350-400 | 4,80 | 475MU429 □□□ * |
| 538 | 100,5 | 498 | 75,5 | 150-180-200-250-300-350-400 | 5,00 | 475MU498 □□□ * |

*Complete the code by inserting the value of the radius (R). Ex. 475MU119 □□□ *
Chain equipped with nylon frame every pitch: complete the code by inserting the letter D.
Ex. 475MU119150 D

Self-Supporting Capacity Diagram

The maximum length of the self-supporting capacity ($\frac{LS}{2}$) in relationship to the weight of the cables and hoses contained per linear metre.

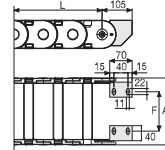


Bright Zinc Plated Steel End Brackets***

The end brackets set allows the two ends of the chain to be attached to the equipment. Set complete with tiewrap clamps available on request.



Fig. A
Chain fixed outside the radius. (Fig A)
See end brackets mounting variations page 31.



The red marking in the diagram area considers the difference of weight between various widths of chains assembled with nylon frames every second pitch.

For applications with $\frac{LS}{2}$ and weights not included in the area of the diagram showing self-supporting capacity, verify the possible use of support rollers (see page 30).

| Chain Type | F |
|------------|-----|
| mm | mm |
| 475MU074 | 35 |
| 475MU094 | 55 |
| 475MU119 | 81 |
| 475MU126 | 87 |
| 475MU149 | 110 |
| 475MU189 | 150 |
| 475MU224 | 185 |
| 475MU250 | 211 |
| 475MU274 | 235 |
| 475MU300 | 261 |
| 475MU324 | 285 |
| 475MU350 | 311 |
| 475MU374 | 335 |
| 475MU429 | 380 |
| 475MU498 | 459 |

Bright Zinc Plated Steel Type Part Numbers

Complete Set Assembled Chain End Brackets

Type Set
475... A475M□□□*KM□□**

Complete Set Unassembled Chain End Brackets

Type Set
475... A475M□□□*K□□**

Tiewrap Clamp

Assembl.CFC475M □□□*KM
Unassembl.CFC475M □□□*K

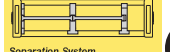
* Inner width (C)
** 1=Pos.1; 2=Pos.2; 3=Pos.3
*** Available on request in stainless steel



Serie Medium


475MU

Nylon Cable Chain with opening frames




Separation System
To choose the separators see page 196

How to open the cover.



For further information please consult Brevetti Stendallo's Technical Office



Version with frames mounted on every pitch.