

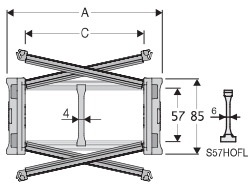
Serie Heavy

H57SC

Nylon cable chain with opening frames

Inner height (D) 57 mm

Sideband construction with quickly removable pin. Frames operable from either side on both inner and outer radius. As standard the chain comes with frames every second link, on request with frames every link. Vertical and horizontal modular separator system is available.



Separator	
-Unassembled	Part.no S57CF3
-Assembled*	Part.no S57CF3MCI
-Assembled**	Part.no S57CF3MCE
Strong-hold Separator	
for C > 250 mm	
-Unassembled	Part.no S57HOF
-Assembled	Part.no S57HOF
Pin	
Part.no PNH57RS	

* for chain opening outer radius
** for chain opening inner radius

Technical Characteristics when self-supporting

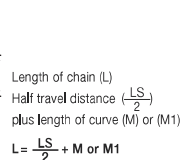
Speed	8 m/s
Acceleration	40 m/s ²

For higher requirements please consult our technical dept.

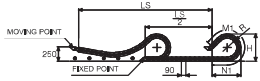
For sliding applications, characteristics techniques may vary depending on the frequency, added weight and work environment.

A	B	C	D	H	Weight/m	Chain
mm	mm	mm	mm	mm	kg	Part Number
113	85	75	57	150-180-200-250-300-350-400	3,03	H57SC075 □□□*
138	85	100	57	150-180-200-250-300-350-400	3,09	H57SC100 □□□*
163	85	125	57	150-180-200-250-300-350-400	3,16	H57SC125 □□□*
188	85	150	57	150-180-200-250-300-350-400	3,22	H57SC150 □□□*
213	85	175	57	150-180-200-250-300-350-400	3,29	H57SC175 □□□*
238	85	200	57	150-180-200-250-300-350-400	3,35	H57SC200 □□□*
263	85	225	57	150-180-200-250-300-350-400	3,42	H57SC225 □□□*
288	85	250	57	150-180-200-250-300-350-400	3,48	H57SC250 □□□*
313	85	275	57	150-180-200-250-300-350-400	3,55	H57SC275 □□□*
338	85	300	57	150-180-200-250-300-350-400	3,61	H57SC300 □□□*
388	85	350	57	150-180-200-250-300-350-400	3,74	H57SC350 □□□*
438	85	400	57	150-180-200-250-300-350-400	3,88	H57SC400 □□□*

*Complete the code by inserting the value of the radius (R). Ex. H57SC100 □□□□□
Chain equipped with nylon frame every pitch: complete the code by inserting the letter D. Ex. H57SC100D20 □□□□□



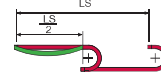
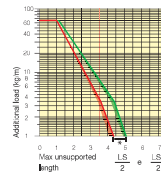
R	H	N	M	M1	M1
mm	mm	mm	mm	mm	mm
150	385	283	655	565	1235
180	445	313	750	705	1570
200	485	333	810	805	1605
250	585	383	970	1040	2350
300	685	433	1125	1275	2905
350	785	483	1280	1510	3480
400	885	533	1440	1750	4020



Version with frames mounted on every pitch

Self-Supporting Capacity Diagram

The maximum length of the self-supporting capacity or in admissible sagging ($\frac{LS}{2}$) in relationship to the weight of the cables and hoses contained per linear metre.



End Brackets

The end brackets set allows the two ends of the chain to be attached to the equipment. Set complete with tiewrap clamps available on request.

Nylon Type

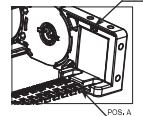
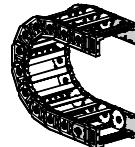
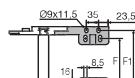
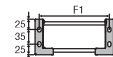
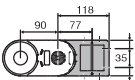


Fig. A
The chain can be fixed frontally, inner and outer radius (Fig A)



Chain Type	F	Chain Type	F1
mm	mm	mm	mm
H57SC075	51	H57SC075	98
H57SC100	76	H57SC100	123
H57SC125	101	H57SC125	148
H57SC150	126	H57SC150	173
H57SC175	151	H57SC175	198
H57SC200	176	H57SC200	223
H57SC225	201	H57SC225	248
H57SC250	226	H57SC250	273
H57SC275	251	H57SC275	298
H57SC300	276	H57SC300	323
H57SC350	326	H57SC350	373
H57SC400	376	H57SC400	423

*If the chain is in the ADMISSIBLE SAGGING area (between GREEN and RED area) version with frames on every link is necessary.

The area in the diagram considers the difference of weight between various widths of chain with nylon frame every second link.

Red for self-supporting chain, green for chain in admissible sagging.

For applications with ($\frac{LS}{2}$) and weights not included in the diagram of self-supporting capacity, verify the possible use of support rollers (see page 30).

Nylon Type Part Numbers

Complete Set Assembled	End Brackets
Chain Type	set
H57SC...	ANH57KM□□
Complete Set Unassembled	End Brackets
Chain Type	set
H57SC...	ANH57K

** 1=Pos.1; 2=Pos.2; 3=Pos.3

Tiewrap Clamp

Complete Set Assembled	Chain	Tiewrap Clamp
Type	set	set
Pos. A	SFCTH57□□□KMA	
Pos. B	SFCTH57□□□KMB	
Complete Set Unassembled	Mounting	Tiewrap Clamp
Position	set	set
Pos. A	SFCTH57□□□KA	
Pos. B	SFCTH57□□□KB	

*Inner Width C



Serie Heavy

H57SC

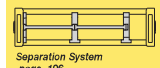
Nylon cable chain with opening frames



H57B
On request can be supplied with rods made of stainless steel or bright zinc plated steel.



H57T
On request can be supplied with drawn made of stainless steel or bright zinc plated steel.




Separation System page. 196



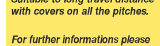
How to open the frame



How to release the pin junction



8 mm



Suitable to long travel distance with covers on all the pitches.

For further informations please consult Brevetti Stendalato's Technical Office