

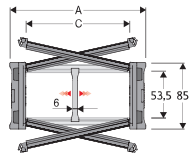
## Serie Protection

# H57PC

Nylon chain with opening aluminium covers

### Inner height (D) 53,5 mm

Sideband construction with quickly removable pin. Covers openable from either side on both inner and outer radius. Vertical and horizontal modular separator system are available.



| Separator     |                  |
|---------------|------------------|
| - Unassembled | Part.no S57UA    |
| - Assembled   | Part.no S57UAMCI |
| - Assembled   | Part.no S57UAMCE |
| Pin           |                  |
|               | Part.no PNH57RS  |

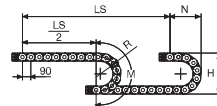
\* for chain opening outer radius  
\*\* for chain opening inner radius

### Technical characteristics when self-supported

|              |                     |
|--------------|---------------------|
| Speed        | 8 m/s               |
| Acceleration | 40 m/s <sup>2</sup> |

For higher requirements please consult our technical dept.

For sliding applications, characteristics techniques may vary depending on the frequency, added weight and work environment.



| A   | B  | C   | D    | H                       | Weight/m | Chain         |
|-----|----|-----|------|-------------------------|----------|---------------|
| mm  | mm | mm  | mm   | mm                      | kg       | Part Number   |
| 113 | 85 | 75  | 53,5 | 180-200-250-300-350-400 | 4,23     | H57PC075 □□□* |
| 138 | 85 | 100 | 53,5 | 180-200-250-300-350-400 | 4,67     | H57PC100 □□□* |
| 163 | 85 | 125 | 53,5 | 180-200-250-300-350-400 | 5,11     | H57PC125 □□□* |
| 188 | 85 | 150 | 53,5 | 180-200-250-300-350-400 | 5,56     | H57PC150 □□□* |
| 213 | 85 | 175 | 53,5 | 180-200-250-300-350-400 | 6,00     | H57PC175 □□□* |
| 238 | 85 | 200 | 53,5 | 180-200-250-300-350-400 | 6,43     | H57PC200 □□□* |
| 263 | 85 | 225 | 53,5 | 180-200-250-300-350-400 | 6,88     | H57PC225 □□□* |
| 288 | 85 | 250 | 53,5 | 180-200-250-300-350-400 | 7,32     | H57PC250 □□□* |
| 313 | 85 | 275 | 53,5 | 180-200-250-300-350-400 | 7,77     | H57PC275 □□□* |
| 338 | 85 | 300 | 53,5 | 180-200-250-300-350-400 | 8,21     | H57PC300 □□□* |
| 368 | 85 | 350 | 53,5 | 180-200-250-300-350-400 | 9,09     | H57PC350 □□□* |
| 438 | 85 | 400 | 53,5 | 180-200-250-300-350-400 | 9,98     | H57PC400 □□□* |

\*Complete the code by inserting the value of the radius (R); Ex. H57PC100 □□□□

| Separator     |                   |
|---------------|-------------------|
| - Unassembled | Part.no S57CF3    |
| - Assembled*  | Part.no S57CF3MCI |
| - Assembled** | Part.no S57CF3MCE |
| Pin           |                   |
|               | Part.no PNH57RS   |

\* for chain opening outer radius  
\*\* for chain opening inner radius

## H57PN

Version nylon covers

| A   | B  | C   | D  | H                           | Weight/m | Chain         |
|-----|----|-----|----|-----------------------------|----------|---------------|
| mm  | mm | mm  | mm | mm                          | kg       | Part Number   |
| 188 | 85 | 150 | 57 | 150-180-200-250-300-350-400 | 4,47     | H57PN150 □□□* |
| 238 | 85 | 200 | 57 | 150-180-200-250-300-350-400 | 4,92     | H57PN200 □□□* |
| 288 | 85 | 250 | 57 | 150-180-200-250-300-350-400 | 5,45     | H57PN250 □□□* |

\*Complete the code by inserting the value of the radius (R); Ex. H57PN188 □□□□

\*\*H57PN with R 150: not to be used in sliding applications.

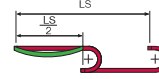
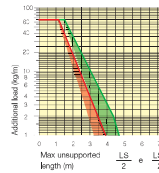
| R     | H   | N   | M    | N1   | M1   |
|-------|-----|-----|------|------|------|
| mm    | mm  | mm  | mm   | mm   | mm   |
| 150** | 385 | 283 | 655  | -    | -    |
| 180   | 445 | 430 | 750  | 705  | 1570 |
| 200   | 485 | 480 | 810  | 805  | 1795 |
| 250   | 585 | 530 | 970  | 1040 | 2350 |
| 300   | 685 | 580 | 1125 | 1275 | 2905 |
| 350   | 785 | 680 | 1280 | 1510 | 3460 |
| 400   | 885 | 780 | 1440 | 1750 | 4020 |

Length of chain (L)  
Half travel distance ( $\frac{LS}{2}$ )  
plus length of curve (M) or (M1)

$$L = \frac{LS}{2} + M \text{ or } M1$$

### Self-Supporting Capacity Diagram

The maximum capacity of the self-supporting capacity of in admissible sagging ( $\frac{LS}{2}$ ) in relationship to the weight of the cables and hoses contained per linear metre.



The area in the diagram considers the difference of weight between various widths of chain.

Red for self-supporting chain, green for chain in admissible sagging.

For applications with ( $\frac{LS}{2}$ ) and weights not included in the diagram of self-supporting capacity, verify the possible use of support rollers (see page 30).

### End Brackets

The end brackets set allows the two ends of the chain to be attached to the equipment. Set complete with tiewrap clamps available on request.

### Nylon version

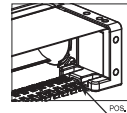
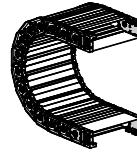
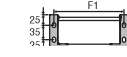
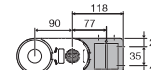


Fig. A The chain can be fixed frontally, inner or outer radius. (Fig A)



| Chain Type | mm  |
|------------|-----|
| H57PC075   | 51  |
| H57PC100   | 76  |
| H57PC125   | 101 |
| H57PC150   | 126 |
| H57PC175   | 151 |
| H57PC200   | 176 |
| H57PC225   | 201 |
| H57PC250   | 226 |
| H57PC275   | 251 |
| H57PC300   | 276 |
| H57PC350   | 326 |
| H57PC400   | 376 |

### Nylon Type Part Numbers

| Complete Set Assembled Chain   | End Brackets   |
|--------------------------------|----------------|
| Type                           | Set            |
| H57P...                        | ANH57P□□□KMO** |
| Complete Set Unassembled Chain | End Brackets   |
| Type                           | Set            |
| H57P...                        | ANH57P□□□K     |

| Chain Type | F1  |
|------------|-----|
| H57PC075   | 98  |
| H57PC100   | 123 |
| H57PC125   | 148 |
| H57PC150   | 173 |
| H57PC175   | 198 |
| H57PC200   | 223 |
| H57PC225   | 248 |
| H57PC250   | 273 |
| H57PC275   | 298 |
| H57PC300   | 323 |
| H57PC350   | 373 |
| H57PC400   | 423 |

### Tiewrap Clamp

| Complete Set Assembled Mounting   | Tiewrap Clamp |
|-----------------------------------|---------------|
| Position                          | set           |
| Pos. A                            | SFCTH57□□□KMA |
| Complete Set Unassembled Mounting | Tiewrap Clamp |
| Position                          | set           |
| Pos. A                            | SFCTH57□□□KA  |

\* Inner Width C

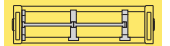
\*\* 1=Pos.1; 2=Pos.2; 3=Pos.3



## Serie Protection

# H57PC


Nylon chain with opening aluminium covers



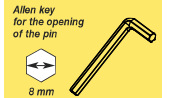
Separation System To choose the separators see page. 196



How to open the cover



Easy opening of the pin junction.



Allen key for the opening of the pin



Suitable for long travel distance.

For further information please consult Brevetti Stendalto's Technical Office