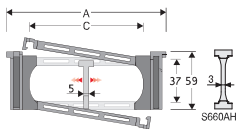


Serie Sliding

326SU Nylon Sliding Cable Chain with opening frames

Inner height (D) 37 mm

Strong double share Sideband & Frame construction with large anti-friction triple-pin. The chain incorporates large sliding-skid surfaces to offer durability, even with high speed/loads. Frames opening from inner radius and outer radius. As standard the chain comes with frames every second link, on request with frames every link, Modular separator systems are available.

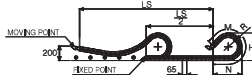


Separator	
- Unassembled	PartNo S306SM
- Assembled	PartNo S306SMCM
Strong-hold separator (for C > 200 mm)	
- Unassembled	PartNo S660AH
- Assembled	PartNo S660AHMCI for chain opening outer radius
- Assembled	PartNo S660AHMCE for chain opening inner radius
- Pin	PartNo PG307

Technical characteristics

Speed	2 m/s
Acceleration	4 m/s ²

For higher requirements please consult our technical dept.



Length of chain (L)
Half travel distance ($\frac{LS}{2}$)
plus length of curve (M)

$$L = \frac{LS}{2} + M$$

R	H	N	M
mm	mm	mm	mm
107	272	280	625
150	358	430	1000
200	458	605	1440
250	558	775	1875
300	658	945	2315

A	B	C	D	R	Weight/m	Chain
mm	mm	mm	mm	mm	kg	Part Number
106	59	61	37	107-150-200-250-300	1,33	326SU061 □□□ *
117	59	72	37	107-150-200-250-300	1,33	326SU072 □□□ *
131	59	86	37	107-150-200-250-300	1,40	326SU086 □□□ *
137	59	92	37	107-150-200-250-300	1,41	326SU092 □□□ *
141	59	96	37	107-150-200-250-300	1,43	326SU096 □□□ *
151	59	106	37	107-150-200-250-300	1,46	326SU106 □□□ *
156	59	111	37	107-150-200-250-300	1,46	326SU111 □□□ *
163	59	118	37	107-150-200-250-300	1,48	326SU118 □□□ *
173	59	128	37	107-150-200-250-300	1,49	326SU128 □□□ *
181	59	136	37	107-150-200-250-300	1,54	326SU136 □□□ *
192	59	147	37	107-150-200-250-300	1,57	326SU147 □□□ *
206	59	161	37	107-150-200-250-300	1,61	326SU161 □□□ *
231	59	186	37	107-150-200-250-300	1,68	326SU186 □□□ *
256	59	211	37	107-150-200-250-300	1,75	326SU211 □□□ *
267	59	222	37	107-150-200-250-300	1,79	326SU222 □□□ *
281	59	236	37	107-150-200-250-300	1,83	326SU236 □□□ *
308	59	263	37	107-150-200-250-300	1,91	326SU263 □□□ *
317	59	272	37	107-150-200-250-300	1,93	326SU272 □□□ *
342	59	297	37	107-150-200-250-300	2,00	326SU297 □□□ *
368	59	323	37	107-150-200-250-300	2,06	326SU323 □□□ *
390	59	345	37	107-150-200-250-300	2,10	326SU345 □□□ *
418	59	373	37	107-150-200-250-300	2,21	326SU373 □□□ *

*Complete the code by inserting the value of the radius (R): Ex. 326SU118 □□□ □
Chain equipped with nylon frame every pitch: complete the code by inserting the letter D.
Ex. 326SU118150 □



Version with frames mounted on every pitch.

End Brackets

The end brackets set allows the two ends of the chain to be attached to the equipment. One set includes two pivoting end brackets to be installed at the moving point and two standard steel end brackets to be installed at the fixed point.

Bright Zinc Plated Steel Movable Type*** (moving point)

Bright Zinc Plated Steel Type*** (fixed point)

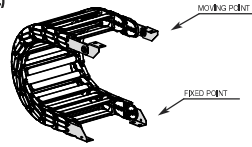
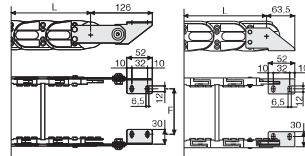


Fig. A
Chain fixed outside the radius. (Fig. A)



Chain Type	F mm
326SU061	58
326SU072	69
326SU086	83
326SU092	85
326SU096	90
326SU106	100
326SU111	108
326SU118	115
326SU128	119
326SU136	133
326SU147	144
326SU161	158
326SU186	183
326SU211	208
326SU222	219
326SU236	243
326SU263	260
326SU272	269
326SU297	294
326SU323	320
326SU345	342
326SU373	370

Bright Zinc Plated Steel Type Part Numbers

Complete Set Assembled Chain End Brackets
Type Set
326SU... A326KM

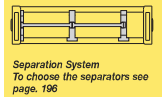
Complete Set Unassembled Chain End Brackets
Type Set
326SU... A326K

*** Available on request in stainless steel



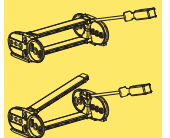
Serie Sliding

326SU Nylon Sliding Cable Chain with opening frames



Separation System
To choose the separators see page 196

How to open the cover.



Special tool to remove the connecting pivots:
Part Number P2036.



For further information please consult Brevetti Stendallo's Technical Office