

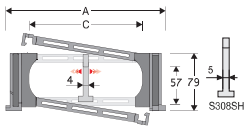
## Serie Sliding

# 328SU

## Nylon Sliding Cable Chain with opening frames

### Inner height (D) 57 mm

Strong double share Sideband & Frame construction with large anti-friction triple-pin. The chain incorporates large sliding-skid surfaces to offer durability, even with high speed/loads. Frames opening from inner radius and outer radius. As standard the chain comes with frames every second link, on request with frames every link, Modular separator systems are available.



Separator		
- Unassembled	Part.no S308C	
- Assembled	Part.no S308CMCI	for chain opening outer radius
- Assembled	Part.no S308CMCE	for chain opening inner radius
Strong-hold separator		
for Q > 280 mm		
- Unassembled	Part.no S308SHF	
- Assembled	Part.no S308SHMCI	
- Assembled	Part.no S308SHMCE	
- Pin	Part.no PG328TP	

### Technical characteristics

Speed	3.5 m/s
Acceleration	8 m/s <sup>2</sup>

For higher requirements please consult our technical dept.


A	B	C	D	R	Weight/m	Chain
mm	mm	mm	mm	mm	kg	Part Number
119	79	61	57	150-180-200-230-280-400	2.70	328SU061 □□□ *
130	79	72	57	150-180-200-230-280-400	2.73	328SU072 □□□ *
144	79	86	57	150-180-200-230-280-400	2.76	328SU086 □□□ *
150	79	92	57	150-180-200-230-280-400	2.78	328SU092 □□□ *
154	79	96	57	150-180-200-230-280-400	2.80	328SU096 □□□ *
164	79	106	57	150-180-200-230-280-400	2.82	328SU106 □□□ *
169	79	111	57	150-180-200-230-280-400	2.82	328SU111 □□□ *
176	79	118	57	150-180-200-230-280-400	2.82	328SU118 □□□ *
186	79	128	57	150-180-200-230-280-400	2.86	328SU128 □□□ *
194	79	136	57	150-180-200-230-280-400	2.89	328SU136 □□□ *
205	79	147	57	150-180-200-230-280-400	2.89	328SU147 □□□ *
219	79	161	57	150-180-200-230-280-400	2.94	328SU161 □□□ *
244	79	186	57	150-180-200-230-280-400	3.01	328SU188 □□□ *
269	79	211	57	150-180-200-230-280-400	3.06	328SU211 □□□ *
280	79	222	57	150-180-200-230-280-400	3.08	328SU222 □□□ *
294	79	236	57	150-180-200-230-280-400	3.14	328SU236 □□□ *
321	79	263	57	150-180-200-230-280-400	3.20	328SU263 □□□ *
330	79	272	57	150-180-200-230-280-400	3.20	328SU292 □□□ *
355	79	297	57	150-180-200-230-280-400	3.29	328SU297 □□□ *
381	79	323	57	150-180-200-230-280-400	3.31	328SU323 □□□ *
403	79	345	57	150-180-200-230-280-400	3.36	328SU345 □□□ *
431	79	373	57	150-180-200-230-280-400	3.49	328SU373 □□□ *

\*Complete the code by inserting the value of the radius (R); Ex. 328SU118 □□ □□ □  
Chain equipped with nylon frame every pitch; complete the code by inserting the letter D.  
Ex. 328SU118150 □

Length of chain (L)  
Half travel distance ( $\frac{LS}{2}$ )  
plus length of curve (M)

$$L = \frac{LS}{2} + M$$

R	H	N	M
mm	mm	mm	mm
150	379	425	955
180	439	530	1220
200	479	600	1395
230	539	700	1655
280	639	875	2095
400	879	1285	3145



Version with frames mounted on every pitch.

### End Brackets

The end brackets set allows the two ends of the chain to be attached to the equipment. One set includes two pivoting end brackets to be installed at the moving point and two standard steel end brackets to be installed at the fixed point.

### Bright Zinc Plated Steel Movable Type\*\*\* (moving point)

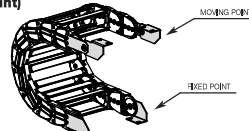
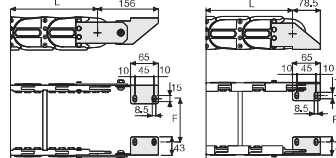


Fig. A Chain fixed outside the radius. (Fig. A)



Chain	F
Type	mm
328SU061	44
328SU072	55
328SU086	69
328SU092	75
328SU096	79
328SU106	89
328SU111	94
328SU118	101
328SU128	111
328SU136	119
328SU147	130
328SU161	144
328SU188	169
328SU211	188
328SU222	205
328SU236	219
328SU263	245
328SU292	255
328SU297	280
328SU323	308
328SU345	328
328SU373	355

### Bright Zinc Plated Steel Type Part Numbers

Complete Set Assembled	
Chain	End Brackets
Type	Set
328SU...	A328KM

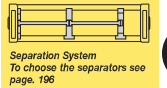
Complete Set Unassembled	
Chain	End Brackets
Type	Set
328SU...	A328K

\*\*\* Available on request in stainless steel

## Serie Sliding

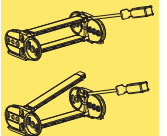
# 328SU

## Nylon Sliding Cable Chain with opening frames



Separation System To choose the separators see page. 196

### How to open the cover.



Special tool to remove the connecting pivots: Part Number PZ038.



For further information please consult Brevetti Stendallo's Technical Office