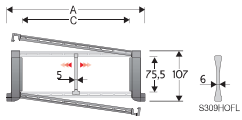


## Serie Sliding

# 329SU

## Nylon Sliding Cable Chain with opening frames

**Inner height (D) 75,5 mm**  
 Strong double share Sideband & Frame construction with large anti-friction triple-pin. The chain incorporates large sliding-skid surfaces to offer durability, even with high speed/loads, Frames are opening from inner radius or outer radius. Vertical separators are available



Separator	
- Unassembled	PartNo S309S3178
- Assembled**	PartNo S309S3178MCI
- Assembled**	PartNo S309S3178MCE
Strong-hold separator for C > 250 mm	
- Unassembled	PartNo S309HOFLL
- Assembled	PartNo S309HOFLLMC
<b>Pin</b>	PartNo PG329

\*\* for chain opening outer radius  
 \*\* for chain opening inner radius

Technical characteristics	
Speed	3 m/s
Acceleration	13 m/s <sup>2</sup>

For higher requirements please consult our technical dept.

A	B	C	D	H	Weight/m	Chain
mm	mm	mm	mm	mm	kg	Part Number
148	107	84	75,5	150	4,25	329SU084 □□□ *
173	107	109	75,5	150	4,33	329SU109 □□□ *
180	107	116	75,5	150	4,36	329SU116 □□□ *
203	107	139	75,5	150	4,43	329SU139 □□□ *
243	107	179	75,5	150	4,56	329SU179 □□□ *
278	107	214	75,5	150	4,67	329SU214 □□□ *
304	107	240	75,5	150	4,76	329SU240 □□□ *
328	107	264	75,5	150	4,83	329SU264 □□□ *
354	107	290	75,5	150	4,91	329SU290 □□□ *
378	107	314	75,5	150	4,99	329SU314 □□□ *
404	107	340	75,5	150	5,06	329SU340 □□□ *
428	107	364	75,5	150	5,15	329SU364 □□□ *
483	107	419	75,5	150	5,36	329SU419 □□□ *
552	107	488	75,5	150	5,57	329SU488 □□□ *

\* Complete the code by inserting the value of the radius (R); Ex. 329SU116 □□□ □  
 Chain equipped with nylon frame every pitch; complete the code by inserting the letter D.  
 Ex. 329SU116290 □

Length of chain (L)  
 Half travel distance ( $\frac{LS}{2}$ )  
 plus length of curve (M)  
 $L = \frac{LS}{2} + M$

R	H	N	M
mm	mm	mm	mm
150	406	415	905
200	506	595	1345
250	606	785	1780
300	706	940	2220
350	806	1110	2655
400	906	1280	3095
500	1106	1625	3970
600	1306	1965	4845



### End Brackets

The end brackets set allows the two ends of the chain to be attached to the equipment. One set includes two pivoting end brackets to be installed at the moving point and two standard steel end brackets to be installed at the fixed point.

**Bright Zinc Plated Steel Movable Type\*\*\* (moving point)**      **Bright Zinc Plated Steel Type\*\*\* (fixed point)**

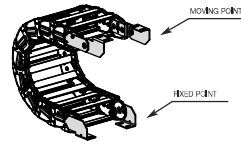
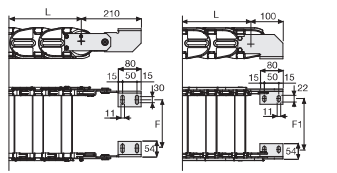


Fig. A  
 Chain fixed outside the radius. (Fig A)



Chain Type	F mm	Chain Type	F1 mm
329SU084	60	329SU064	71
329SU109	85	329SU109	96
329SU116	92	329SU116	103
329SU139	115	329SU139	128
329SU179	155	329SU179	166
329SU214	190	329SU214	201
329SU240	216	329SU240	227
329SU264	240	329SU264	251
329SU290	266	329SU290	277
329SU314	290	329SU314	301
329SU340	316	329SU340	327
329SU364	340	329SU364	351
329SU419	395	329SU419	406
329SU488	464	329SU488	475

### Bright Zinc Plated Steel Type Part Numbers

Complete Set Assembled	
Chain	End Brackets
Type	Set
329SU... A329SU□□□*KM	
Complete Set Unassembled	
Chain	End Brackets
Type	Set
329SU... A329SU□□□*K	


\* Inner width (C)  
 \*\*\* Available on request in stainless steel



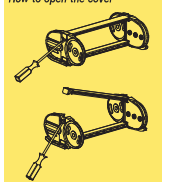
## Serie Sliding

# 329SU

## Nylon Sliding Cable Chain with opening frames



Separation System  
 To choose the separators see page. 196



For further information please consult Brevetti Stendallo's Technical Office