

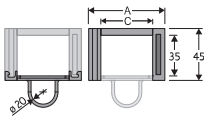
Serie Robot

495

Circular Nylon Cable Chain with removable frames

Inner height (D) 35 mm

Double share Sideband & Frame construction with large anti-friction single-pin, Frames removable from inner radius.



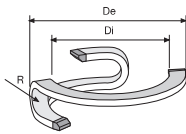
Pin
Part.no PG305

Technical characteristics

Speed	180°/s
Acceleration	180°/s²

For higher requirements please consult our technical dept.

A	B	C	D	R	Weight/pitch	Chain
mm	mm	mm	mm	mm	kg	Part Number
69	45	45	35	100	0,100	495



R	Di	De
mm	mm	mm
100	600	755

Length of Chain

Chain Part Numbers	Degrees of Rotation	No of Pitches
495	90	13
495	180	18
495	270	22
495	360	26

Steel End Brackets

The end brackets set, containing two steel plates screwed to the links, allows the two ends of the chain to be attached to the equipment. The end brackets are installed in one position offering the possibility of attaching the chain externally. (Fig. A)

Support Guide

For correct functioning of the chain it is necessary that the installation is done in a specific position. For this reason Brevetti Stendalto has observed and created a support guide which can do this. (Fig. B)
For particular applications it is possible to create support guides with attachment plates and special dimensions.

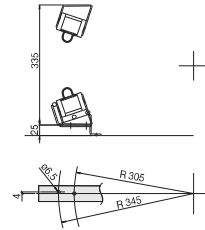


Fig. A

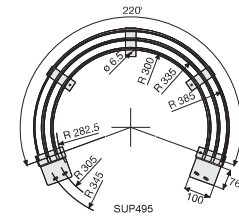


Fig. B

Steel End Brackets Part Numbers

Complete Set Assembled	
Chain	End Brackets
Type	Set
495...	A495KM
Complete Set Unassembled	
Chain	End Brackets
Type	Set
495...	A495K

For applications with rotations exceeding 200° it is necessary to use the appropriate accessories for supporting the cable chain. (see page 29).

